

1 Appalachian Ski Mtn.

The NC High Country's 1st ski area. Renowned for teaching beginners, families and groups how to ski since 1962. Home of the French Swiss Ski College, the South's largest independent ski school and SKIwee. 2,850 sets of ski, snowboard and skiboard rentals. Offering NC's only Flex Ski Ticket and only late-night skiing. Snowmaking on all slopes, mostly after operating hours. Jacket, bib, glove, goggle and helmet rentals. 3 terrain parks, refrigerated outdoor ice skating rink, 46,000 sq. ft. Bavarian-style lodge with wireless internet and 200' observation deck.

Restaurant with fireplace overlooking slopes, Ski Shop, Gift Shop, nursery, locker room, TV lounge and group meeting rooms. Ski & Stay packages including ski-in/ski-out chalet rentals. Open 7 days and nights, mid-November to late March. 2 miles off 4-lane US Hwy. 321 between Blowing Rock and Boone. Closest resort to Charlotte, Winston-Salem and Raleigh.

STATS: • Peak Elevation: 4,000 ft. • 12 Slopes • Ice Skating
• Base Elevation: 3,635 ft. • Lifts: 2 Quads, 1 Double,
• Vertical Rise: 365 ft. 1 Surface, 2 Conveyors

940 SKI MOUNTAIN RD. • PO BOX 106 • BLOWING ROCK, NC 28605
828-295-7828 • 800-322-2373 • 828-295-3277 (Fax)
info@appskimtn.com • www.appskimtn.com • www.appterrainpark.com



2 Sugar Mountain Resort

Sugar Mountain Resort features a six-passenger and four-passenger, high-speed chairlift, and a double black diamond slope, Whoopedoo. Enjoy skiing and snowboarding on 125 acres, and snowshoeing day and night. State-of-the-art snowmaking covers all 21 slopes including a terrain park. The Snowsports School accommodates all ages and abilities including half or full-day programs for kids. The rental shop specializes in top of the line equipment and clothing. Sugar has an easy access tubing park with several 700' lanes and a 10000 sq. ft. outdoor ice-skating rink. The base lodge

houses two cafeterias, the Last Run Lounge, a group sales department, a locker room, and the Sugar Mountain Sports & Gift Shop. Summer fun includes weekend chairlift rides, a gravity bike park, junior mountain bike camp, the Summit Crawl, Fourth-of-July fireworks, and Oktoberfest. Located just off NC Hwy. 184.

STATS: • Peak Elevation: 5,300 ft. • Lifts: 1 Triple, 3 Doubles, • Ice Skating
• Base Elevation: 4,100 ft. 1 High Speed Six Pack, • Tubing
• Vertical Rise: 1,200 ft. 1 High Speed Quad, • Snowshoeing
• 21 Slopes 1 Surface, 1 Carpet Conveyor

1009 SUGAR MTN. DR. • PO BOX 369 • BANNER ELK, NC 28604
828-898-4521 • 800-SUGARMT
info@skisugar.com • www.skisugar.com



3 Beech Mountain Resort

At 5,506 feet in elevation, Beech Mountain Resort remains the highest ski area in the East. To supplement the annual snowfall of over 80 inches, Beech has extensive snowmaking capabilities that cover 100% of the skiing terrain. There is a large variety of skiable acres including terrain parks. Beech has lighting and is open for night skiing. A favorite with families, Beech offers skiing, snowboarding, or skating on a 7,000 sq. ft. outdoor ice rink. Skiing and snowboarding instructions are available for all ability levels, and there is a program for youths that includes equipment rental, a hot

lunch, and a day of instruction in proper ski and snowboard technique. Also on-site are equipment and clothing rentals, shopping, dining, and nightlife. Group rates are available. Accommodations, including chalet rentals and inns, are close by. Beech offers a 750' tubing facility, with eight lanes.

STATS: • Peak Elevation: 5,506 ft. • 17 Slopes, 1 Terrain Park • Ice Skating
• Base Elevation: 4,675 ft. • Lifts: 3 Fixed Grip Quads, • Tubing
• Vertical Rise: 830 ft. 3 Doubles, 1 Carpet Conveyor,
1 Rope Tow

BEECH MTN. PARKWAY • PO BOX 1118 • BANNER ELK, NC 28604
828-387-2011 • 800-438-2093
info@skibeech.com • www.beechmountainresort.com • #beechmtn




4 Cataloochee Ski Area

One of the first areas to open each season, Cataloochee is committed to making your skiing experience the best it can be. Utilizing one of the most advanced snowmaking systems in the Southeast on 18 lighted slopes, 5 lifts including 2 moving carpet lifts, and 4,000 sets of snowsports equipment, Cataloochee has something for everyone. Ski School for all ages and abilities, including our CAT Kidz Ski & Ride Center for ages 4-12. Group rates for pre-reserved groups of fifteen or more. A gift shop and cafeteria are located in our lodge. Cataloochee Ski &

Sports Shop in Maggie Valley offers discounted rentals, lift tickets as well as everything you need for a day on the slopes. Tube World in Maggie Valley has 12 lanes of snowtubing fun! Easy 4 lane access; 40 minutes from Asheville with great midweek packages makes economical winter fun closer than you think!

STATS: • Peak Elevation: 5,400 ft. • 18 Slopes • Tubing
• Base Elevation: 4,660 ft. • Lifts: 1 Double, 1 Triple,
• Vertical Rise: 740 ft. 1 Quad, 3 Carpet Conveyors

1080 SKI LODGE RD. • MAGGIE VALLEY, NC 28751
828-926-0285 • 800-768-0285
ski@cataloochee.com • www.cataloochee.com • www.kidsskifree.com




5 Wolf Ridge Ski Resort

Wolf Ridge Ski Resort is NC's most accessible ski slope located just 5 miles from I-26 (Wolf Laurel Exit #3) and only 30 minutes north of Asheville, NC. Wolf Ridge is a family-oriented resort and offers everything from beginner to expert slopes. Lighted slopes offer nighttime skiing and snowboarding. Featuring wide open terrain and beginner-friendly grades within the teaching areas. Our Snow Sports School offers group lessons for skiers and snowboarders ages 8 and up and private lessons for ages 5 and up. The Lodge overlooking the slopes offers 3 fireplaces, cafeteria,

gift shop, rental shop and the group sales department. Group rates available for pre-reserved groups of fifteen or more. Midweek specials offer incentives to get out and ride the Wolf!

STATS: • Peak Elevation: 4,700 ft. • 15 Slopes • Tubing
• Base Elevation: 4,000 ft. • Lifts: 1 Quad, 1 Double,
• Vertical Rise: 700 ft. 2 Surface

578 VALLEY VIEW CIRCLE • MARS HILL, NC 28754
828-689-4111 • 800-817-4111
groupsales@skiwolfbridgenc.com • www.skiwolfbridgenc.com



6 Sapphire Valley Ski Area

The Sapphire Valley ski slopes are an integral part of a 5,700 acre four-season resort nestled in the North Carolina Blue Ridge Mountains. Sapphire Valley is the closest North Carolina ski hill to Atlanta, GA and is an excellent opportunity for a day trip. The intimate nature of our ski hill and short lift lines make Sapphire Valley a popular choice amongst families and beginning skiers. Our state of the art quad chair lift means the guest can optimize the number of runs they take and our lift tickets are good for the whole day. The main hill is 2,000 feet in length with a

200 foot vertical drop and is very skiable for all ages. We offer skiing, snowboarding and tubing at the most affordable rates in the state. Lessons and group discounts are also available.

STATS: • Peak Elevation: 3,400 ft. • 2 Slopes
• Base Elevation: 3,200 ft. • Lifts: 1 Quad, 2 Carpet Conveyors
• Vertical Rise: 200 ft. • Tubing

217 SAPPHIRE VALLEY RD. • SAPPHIRE, NC 28774
828-743-7663 (Main) • 828-743-1169 (Hotline)
svma@aol.com • www.skisapphire.com



Wintertime fun!

Southern Snow

The mountains of North Carolina have the highest elevations and the coldest climates in the South. So, don't let your hometown weather fool you into thinking that the conditions in the mountains are the same. With every thousand-foot rise in elevation there's usually a 3 or 4 degree drop in temperature, making the mountain areas about 15 to 20 degrees cooler than lower elevations. To supplement an average snowfall of 70 inches, North Carolina Ski Areas' state-of-the-art snowmaking capabilities provide 100% slope coverage. When temperatures fall below freezing, we take advantage of these opportunities to help create fantastic conditions.



North Carolina Gold Card

Purchase a North Carolina Ski Areas Association Gold Card and ski or ride all six North Carolina Resorts anytime — absolutely no restrictions! Only 100 Gold Cards are sold. Additional information and applications are available online at... www.goskinc.com/goldcard

www.goskinc.com

One-hundred percent snow making at all North Carolina Ski areas is complimented by an average annual snowfall of 70 inches. For current slope conditions at any North Carolina ski area visit... www.goskinc.com/snow-reports

Slope Conditions



Discover Snow in the North Carolina Mountains



Appalachian Ski Mtn.

940 SKI MOUNTAIN RD. • BLOWING ROCK, NC
828-295-7828 • 800-322-2373
www.appskimtn.com • www.appterrainpark.com



Sugar Mountain Resort

1009 SUGAR MTN. DR. • SUGAR MOUNTAIN, NC
828-898-4521 • 800-SUGARMT
www.skisugar.com



Beech Mountain Resort

BEECH MTN. PARKWAY • BANNER ELK, NC
828-387-2011 • 800-438-2093
www.beechmountainresort.com



Cataloochee Ski Area

1080 SKI LODGE RD. • MAGGIE VALLEY, NC
828-926-0285 • 800-768-0285
www.cataloochee.com



Wolf Ridge Ski Resort

578 VALLEY VIEW CIRCLE • MARS HILL, NC
828-689-4111 • 800-817-4111
www.skivolfridgenc.com



Sapphire Valley Ski Area

217 SAPPHIRE VALLEY RD. • SAPPHIRE, NC
828-743-7663 • 828-743-1169
www.skisapphire.com

Ski & Snowboard in the North Carolina Mountains



Wintertime in North Carolina

When the world was created, the North Carolina's Appalachian Mountains received special consideration — they are the oldest mountains in the world, reaching the highest elevations in the East. The 5,000' plus peaks, mean frequent snowfalls, temperatures cold enough for snowmaking and incredibly breathtaking winter scenery.

100% snowmaking at all six North Carolina ski areas and natural winter weather provide wonderful skiing, snowboarding, tubing, ice skating and snowshoeing from November through March. There's something here for everyone. Beginners, advanced skiers, snowboarders and non-skiers can enjoy a mountain experience; fireplaces, après ski, meeting new friends, or just catching a snowflake.

The North Carolina mountains are a favorite winter vacation destination. And, getting to each of the six resorts is easier than you might think — well-maintained highways take you right to the slopes. Come experience winter at its best and people at their friendliest!

Your Responsibility Code

Skiing can be enjoyed in many ways. At ski areas you may see people using alpine, snowboard, telemark, cross country or other specialized ski equipment, such as that used by disabled or other skiers. Regardless of how you decide to enjoy the slopes, always show courtesy to others and be aware that there are elements of risk in skiing that common sense and personal awareness can help reduce. Observe the code listed below and share with other skiers the responsibility for a great skiing experience.

1. Always stay in control, and be able to stop or avoid other people or objects.
2. People ahead of you have the right of way. It is your responsibility to avoid them.
3. You must not stop where you obstruct a trail, or are not visible from above.
4. Whenever starting downhill or merging into a trail, look uphill and yield to others.
5. Always use devices to help prevent runaway equipment.
6. Observe all posted signs and warnings. Keep off closed trails and out of closed areas.
7. Prior to using any lift, you must have the knowledge and ability to load, ride and unload safely.

KNOW THE CODE. IT'S YOUR RESPONSIBILITY.

This is a partial list. Be safety conscious. Officially endorsed by: National Ski Areas Association




Learn to Ski or Snowboard



Whether you're a beginner, an aspiring expert, young or old, take a lesson to ensure a fun experience! The advantages can be instantaneously rewarding. The learning curve certainly varies, however a lesson is always a smart idea. An instructor will help you navigate with confidence everything North Carolina skiing has to offer; whether it be gentle terrain, winding trails, or steep slopes. In addition, an instructor can provide a wealth of information; from sharing helpful tips or information about how to master your equipment, to other activities the resort has to offer, or key advice to compliment your winter vacation.

Enjoy the Evenings!

When the sun goes down, the lights go on at most North Carolina ski areas... and evening fun begins with its own special ambiance and affordable prices!



North Carolina Ski Areas Association
www.goskinc.com

www.goskinc.com



Cataloochee
Ski Area



For links and information about all North Carolina ski areas, visit...
www.goskinc.com